

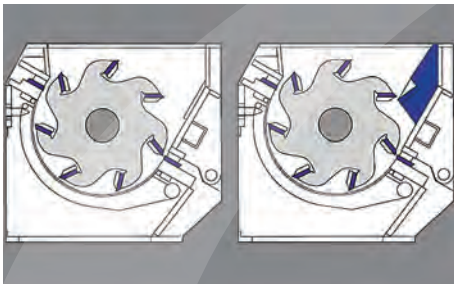

ZERMA

THE HOME OF SIZE REDUCTION

Shredders // **Granulators** // Pulverizers // Attachments

GSL // GSE // GSC // **GSH** // GSP // ZHM


GSH 1100 HEAVY DUTY GRANULATOR



The easily removable deflector wedge acts as a third stator blade and can be used to adjust the aggressiveness of the rotor at the first cutting point.



The granulators can be tailored to fit various applications, for example with oversized suction troughs in order to achieve a very high output.



The GSH 1100 series comes standard with wide H-style rotors available with 9, 11 or 13 rows of rotor blades ensuring a high quality output.

GENERAL DESCRIPTION

The heavy duty granulators of the GSH 1100 series offer a different rotor configurations with widths ranging from 1200 mm to 2400 mm with a diameter of 1100 mm. The completely welded heavy steel construction is designed to withstand the most demanding and universal applications. Rotor bearings, knife mounts and rotor shaft are oversized. The standard V-cut creates a high quality regrind with a very low percentage of fines in the output material. The removable third stator blade is acting as a deflector wedge and allows the machine to be quickly adjusted to different application scenarios. Other standard features include easily replaceable wear plates in the cutting chamber as well as outboard bearings reducing the risk of contamination.

APPLICATIONS

The GSH 1100 series of heavy duty granulators is a dependable machine engineered for demanding high throughput applications. The GSH 1100 series can be used to grind large thick walled parts down to a granule in one step, or be used as a second step granulator after a ZXS shredder to reach very high throughput rates. The large diameter rotors are available with a choice of 9, 11 or 13 rows of rotor knives. The V-cut design ensures a high quality granule with a low percentage of fines. For abrasive, contaminated or highly filled materials the machines can be equipped with special wear protections, such as hard facing of the rotor and housing and key parts manufactured from highly wear resistant steels.

ADVANTAGES

- **Knives are adjusted outside of the machine**
- **Specially developed deflector wedge**
- **Wide choice of rotors**
- **Well thought out housing design**
- **Strong Welded Steel construction**
- **Oversized outboard bearings**

ENGLISH

PLASTIC SIZE REDUCTION
RUBBER SIZE REDUCTION
WOOD SIZE REDUCTION
E-WASTE SIZE REDUCTION



ZERMA

GSH HEAVY DUTY GRANULATOR



PLASTIC
SIZE
REDUCTION

RUBBER
SIZE
REDUCTION

WOOD
SIZE
REDUCTION

E-WASTE
SIZE
REDUCTION

ZERMA. THE
HOME OF SIZE
REDUCTION



SPECIFICATIONS

Type GSH	1100/1200	1100/2400
Rotor diameter (mm)	1100	1100
Rotor width (mm)	1200	2400
Drive capacity (kW)	200	2 x 200
Rotor knives (rows)	7 or 9 or 11	7 or 9 or 11
Stator blades (rows)	2 or 3	2 or 3
Screen size (mm)	>8	>8
Effective working area (mm)	1150 x 1210	1960 x 1210
A (mm)	3115	3060
B (mm)	2900	3000
C (mm)	1400	1400
D (mm)	3030	3030
E (mm)	1150	2330
F (mm)	1680	2760
G (mm)	2440	3830

DIMENSIONS

